

Primo 40K LED High Bay

40000 lumens • 260W

INSTALLATION MANUAL

TIGERLIGHT PRODUCT ORDER CODES : HP40K260(115deg.), HP40K260OPTIC(60deg.)

PRODUCTION SPECIFICATION CODES : GHBCHB63N3A1P(115deg.)
GHBCHB63N361P(60deg.)

Bay light

Downward-lighting

Installation Type : Chain



primo

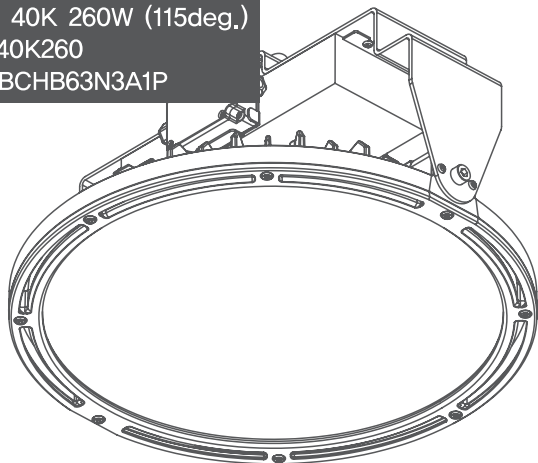
Proudly distributed by



Components

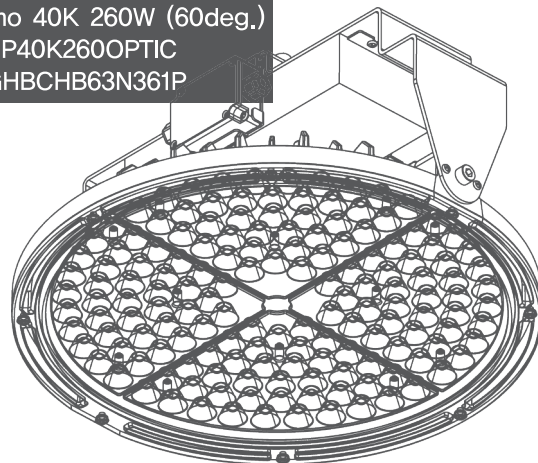
Primo 40K 260W (115deg.)

- HP40K260
- GHBCHB63N3A1P



Primo 40K 260W (60deg.)

- HP40K260OPTIC
- GHBCHB63N361P

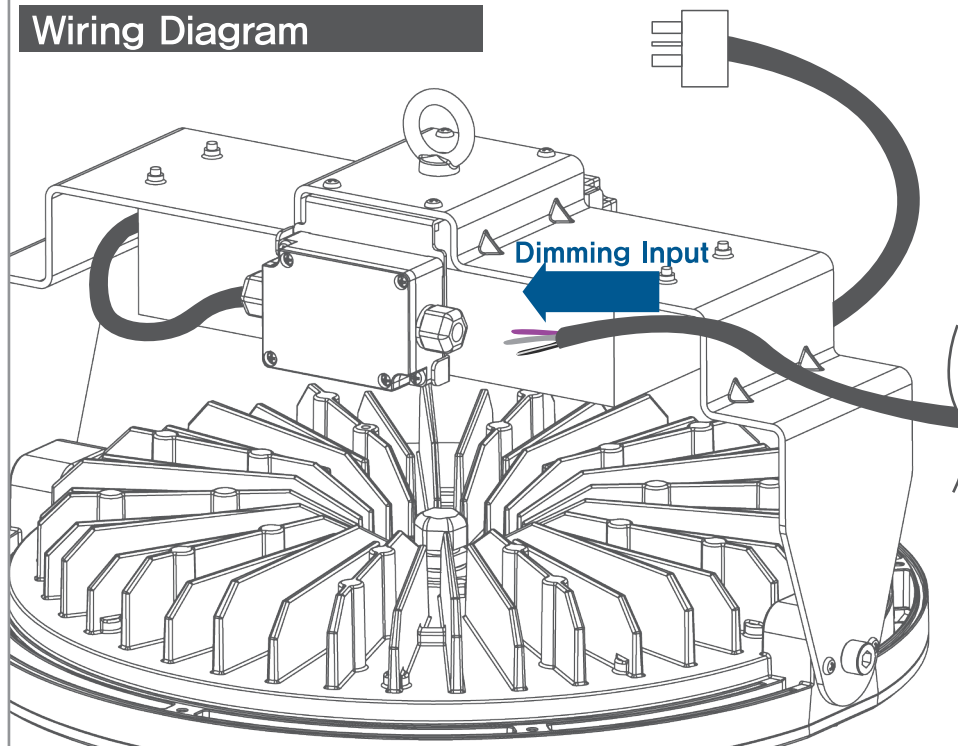


Installation

IMPORTANT NOTICE

During installation, care should be taken to reassemble the terminal block box correctly in order to maintain the IP rating. Any water damage caused by incorrect installation is not covered by the product warranty.

Wiring Diagram



1–10 Dim

Dim +	Purple
Dim –	Gray
Vaux	Black / White

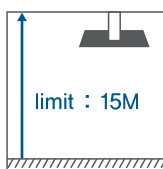
TOOL



Screwdriver

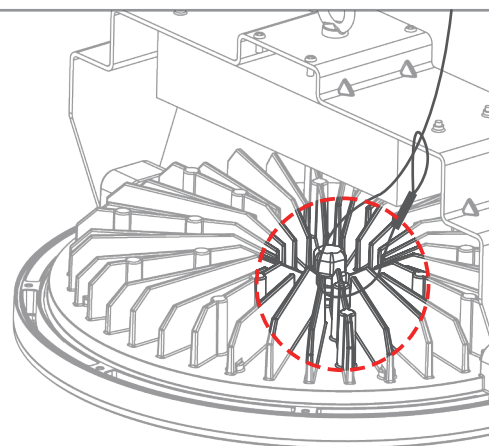
Safety wire

- Safety wire should always be attached securely to support fitting while installing or conducting maintenance.
- Please contact your authorized GlowOne distributor for additional accessories.



Recommended installation height : up to 15M

Safety wire length : 700mm
(Safety Load : Under 15Kg)



Notice before handling

- Do not arbitrarily assemble and disassemble.
- Installation and repairs must only be carried out by licensed electrical contractors because of safety risks.
- During installation follow the instructions below.

Installation Warnings

- To avoid the risk of fire, explosion, or electric shock, this product should be installed, inspected, and maintained by a qualified electrician only, in accordance with the National Electrical Rules and all other local codes.
- Ensure the supply voltage is the same as the rated voltage of the Bay Light.
- Be certain electrical power is OFF before and during installation and maintenance.
- Proper earthing is required.
- Use care in handling unit to avoid impact and scratching of the lens surface.
- Do not allow foreign substances to accumulate on the lens.
- Do not handle or move by grasping any electrical cable, as this may compromise the internal connections.
- The determination as to the suitability of this product is the responsibility of the end user.
- Using the product in a manner not recommended will void the warranty and may result in a dangerous condition, a degradation of performance, or a shortened lifespan of the fitting.
- The fitting is not designed for use as an up-light. Usage in this manner may result in higher operating temperature and shortened lifespan.
- Use only in conditions where electrical supply is stable.
- Do not disassemble or make any modifications to the unit unnecessarily.
- Always install using safety wire included.
- The unit may produce enough heat to support combustion if flammable objects are allowed to come in contact. Do not cover the light or deflect the beam with paper cloth or any other flammable material.
- During installation, care should be taken to reassemble the conduit cover correctly in order to maintain the IP rating. Any water damage caused by incorrect installation is not covered by the product warranty.
- Do not install the product when impaired.
- Do not look directly at the light.
- Must be installed by a qualified electrician in accordance with local wiring rules
- The external flexible cable or cord of this LED bay light cannot be replaced
If the cord is damaged, the luminaire shall be destroyed.

Factory Information

1. GlowOne Co.,Ltd
Address : 19, Samsung 1-ro 3-gil, Hwaseong-si,
Gyeonggi-do, Republic of Korea
Tel +82-70-080-1472, Fax : +82-31-8064-3899

2. APACK, Inc
Address : 838, Daedeok-daero, Yuseong-gu,
Daejeon-si, Republic of Korea
Tel +82-42-879-0848, Fax : +82-42-862-9815

Contact

Proudly distributed by

 **tigerlight®**
1300 184 437
www.tigerlight.com.au

Designed and made in Korea
songhyun
 **GlowOne**

Proudly distributed by



tigerlight®

1300 184 437

www.tigerlight.com.au