

LED FLOOD / AREA LIGHT

# MEGA BAY LIGHTS

320W 480W 720W 960W

120 & 200W  
also available

320W	44,620 lm	480W	61,260 lm	720W	91,630 lm	960W	122,680 lm
------	-----------	------	-----------	------	-----------	------	------------



Exceptional output from 44,600 to 123,000 lm  
Designed for extremely high ceilings and/or lux levels  
2 brackets, 2 voltages, 4 CCTs & 11 lens options  
to suit all applications.



-140 LUMENS  
PER WATT



CEILING  
MOUNTS



IP67  
RATING



MULTIPLE  
LENS OPTIONS



277 VAC  
415 VAC



RA >70 CRI  
5000K



5 YEAR  
WARRANTY

## CEILING-MOUNTED FLOODLIGHTS WITH EXCEPTIONALLY HIGH OUTPUT

Output to 123,000 lumens @ 140 lm/W  
High-performance LEDs and Meanwell HLG drivers  
Open modular design for optimum heat management. Operating temps of -40 to +50°C  
Rated IP67 & IK10. Polycarbonate lenses - no glass.

### BUILT TO YOUR SPECIFICATION

11 optical lenses, 4 CCT options, housing colours,  
2 bracket options, 2 voltages 277VAC & 415VAC,  
dimmable 1-10VDC and DALI.

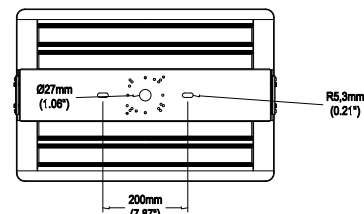
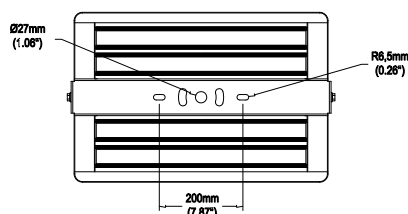
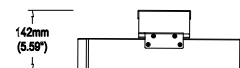
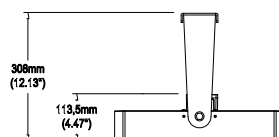
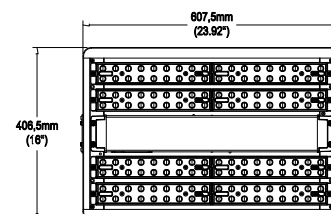

## APPLICATIONS

- Indoor & outdoor floodlighting where very high ceilings or exceptionally high lux requirements warrant higher power edfittings
- Ceiling mounted applications in heavy industry, mining, hangars and high engineering sheds.
- Sports and entertainment venues



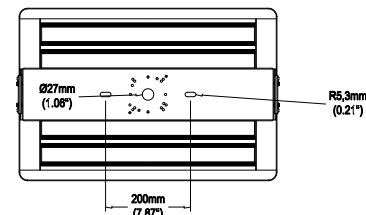
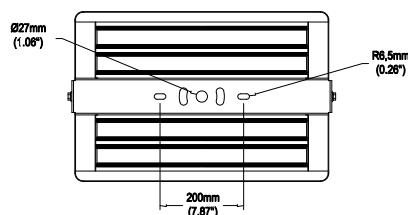
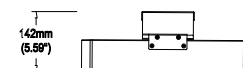
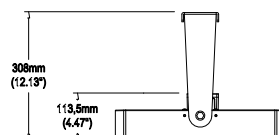
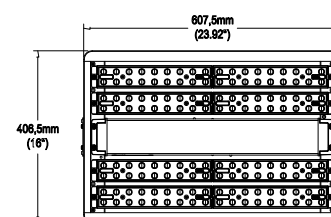

**320W**  
**44,620 lm**  
~1000W HID equiv

8 x 40W modules  
Current draw 1.3A  
LED drive current 700mA  
277 or 415VAC  
Weight (fitting) 12.3kg  
407 L x 608 W x 142mm H



**480W**  
**61,260 lm**  
~1500W HID equiv

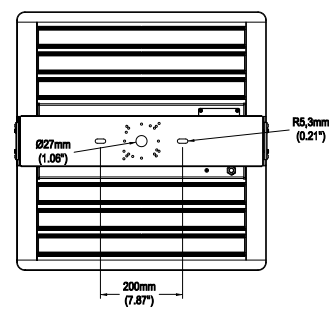
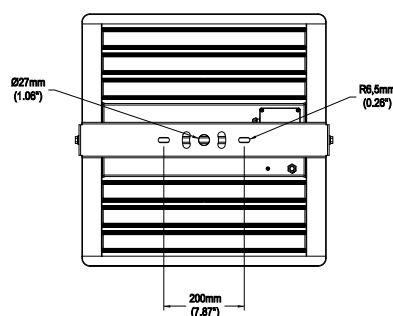
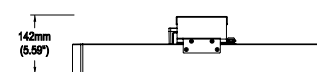
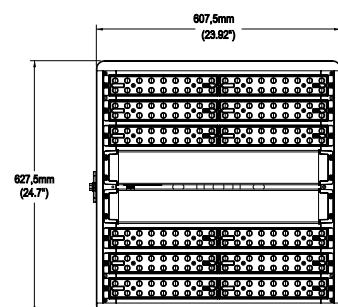
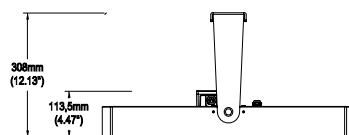

8 x 60W modules  
Current draw 2.05A  
LED drive current 1050mA  
277 or 415VAC  
Weight (fitting) 12.3kg  
407 L x 608 W x 142mm H



AVAILABILITY: These fittings are available on special order only. Allow 7-8 weeks for delivery by seafreight.

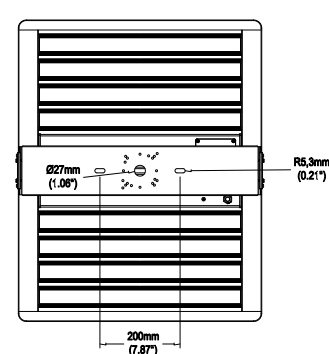
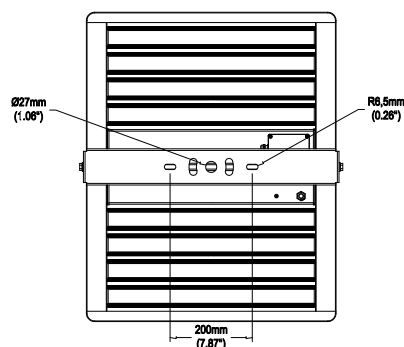
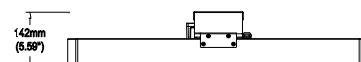
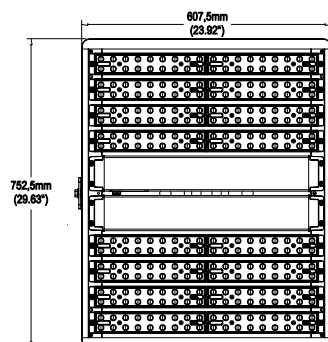
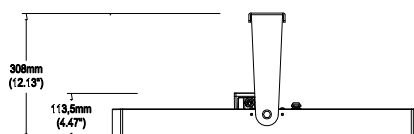
**720W**  
**91,630 lm**  
~2000W HID equiv

12 x 60W modules  
Current draw 3.05A  
LED drive current 1050mA  
277 or 415VAC  
Weight (fitting) 17.6kg  
628 L x 608 W x 142mm H




**960 W**  
**122,680 lm**  
~3000W HID equiv

16 x 60W modules  
Current draw 4.02A  
LED drive current 1050mA  
277 or 415VAC  
Weight (fitting) 22.0kg  
753 L x 608 W x 142mm H




AVAILABILITY: These fittings are available on special order only. Allow 7-8 weeks for delivery by seafreight.


**320W - 44,620 lm**  
~1000W HID equiv




**480W - 61,260 lm**  
~1500W HID equiv



**720W - 91,630 lm**  
~2000W HID equiv



**960W - 122,680 lm**  
~3000W HID equiv



## BRACKET OPTIONS



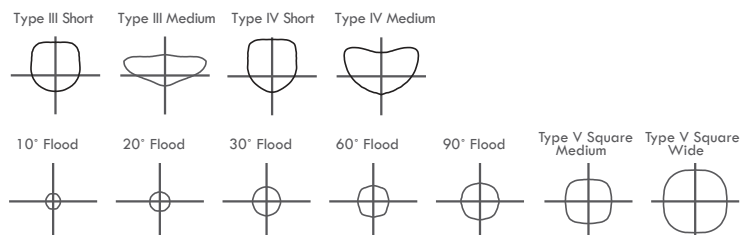
U Bracket



D Bracket

## OPTICAL LENS OPTIONS

11 lens options are available.  
Square: T5M (standard), T5W.  
Round: T10D, T20D, T30D, T60D, T90D  
Asymmetric lenses are also available:  
T3S, T3M, T4S, T4M.



## AVAILABILITY OF MADE-TO-ORDER ITEMS

These fittings are special order items. Please allow up to 6-8 weeks for delivery.

## TECHNICAL PARAMETERS

Power consumption	320W	480W	720W	960W	IP Rating / IK Rating	IP67 / IK10	
Input voltage options	100-277VAC or 415VAC				Composition - lenses	Polycarbonate - no glass	
Current draw	1.3A	2.05A	3.05A	4.02A	Composition - housing	Aluminium with polyester coating (>100 microns)	
LED chip drive current	700mA	1050mA	1050mA	1050mA	Working temperature	-40 to 50 °C	
Power factor	≥0.9 at full load				Service life	>50,000 hours	
Surge protection	Imax 20kA				Warranty	5 years	
LED modules	8x40W	8x60W	12x60W	16x60W	Weight / Dimensions	See pages 2-3 for dimensions of fittings & drivers	
Driver	Meanwell / Inventronics				Product codes	D-Bracket	U-Bracket
Dimming options	Dimmable 1-10VDC; DALI				320W - 277VAC / 415VAC	FLC320D / FLC320HD	FLC320U / FLC320HU
Efficacy	130-140+ lm/W				480W - 277VAC / 415VAC	FLD480D / FLD480HD	FLD480U / FLD480HU
Colour temperature	5000°K (options for Amber, 4000°K, 6000°K)				720W - 277VAC / 415VAC	FLD720D / FLD720HD	FLD720U / FLD720HU
CRI	RA >70				960W - 277VAC / 415VAC	FLD960D / FLD960HD	FLD960U / FLD960HU
Light distribution	T3,T4, T5 options						